

Acoem AT-400

DUAL PRECISION AT EVERY TURN




HURYZA

 **acoem**
CREATING ENVIRONMENTS OF POSSIBILITY

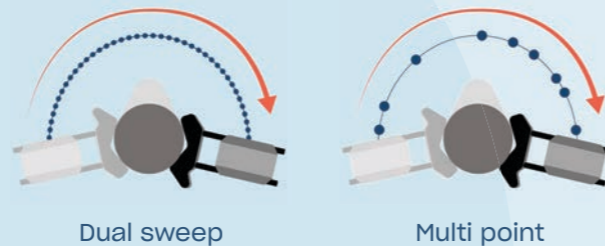
Double down on misalignment with the Acoem AT-400, featuring robust dual axis sensors and unmatched versatility for virtually any shaft alignment scenario.



Product Highlights

Dual Measurement

Easily obtain readings with a single rotation of the shaft with Dual Sweep. With Dual Multipoint, record measurements in a tight space and from multiple points from any position on the rotation. Witness real-time visualization in both horizontal and vertical directions simultaneously with Dual View throughout the entire alignment.



Lifetime Warranty Benefit

The AT-400 comes with the added assurance of a lifetime warranty, providing customers with unmatched peace of mind and long-term reliability. This commitment to quality reflects Acoem's confidence in the durability and performance of this cutting-edge alignment system.

Cloud Connectivity

Supplied with cloud connectivity, the AT-400 allows users to effortlessly upload alignment reports to Acoem's proprietary web portal, ensuring seamless data management and easy access to alignment records for analysis and comparison. With just a tap of a button, technicians can send their alignment reports directly to the portal, streamlining their process of documentation.

GuideU™ Interface


GuideU™ is the next generation of 3D shaft alignment graphical user interface – our patented, customizable, icon-driven and color-coded display system that makes measuring, aligning, and reporting simple. Featuring realistic machine graphics and animated help screens, the risk of human error is minimized to take the guesswork out of shaft alignment.

Measurement Methods

Dual Sweep Method



The Dual Sweep method automates the measurement recording during a sweep of the shafts, providing a convenient way to assess alignment on coupled machines. By recording numerous points, a precise result is ensured. The recording of data is stopped manually by the user.



Dual Sweep Express Method




This measurement method is similar to the classic Dual Sweep method, however, data recording halts automatically when shaft rotation ceases.

Dual Multipoint Method



The Dual Multipoint method enables measurement initiation from any position on the rotation, allowing recording of multiple points for optimized calculations. Ideal for uncoupled shafts, non-rotatable shafts, sleeve bearings or journal bearings.



Dual Multipoint Express Method



Similar to the classic Multipoint method, this method records automated measurements for greater convenience.

Tripoint Method



In the Tripoint method, the alignment condition can be calculated by recording three points while rotating the shaft at least 60°. In this method, all points are recorded manually by the user.

Tripoint Express Method



This method seamlessly incorporates the Tripoint approach, offering the added advantage of fully automated measurements throughout the process.

Clock Method



Calculations are made by taking three points with 180° of rotation, great for when machines are resting on non-horizontal foundations or when shafts are not coupled. It is useful for comparing measurement results with dial gauges and reverse rim methods.



Measurement Programs



Horizontal Shaft Alignment & HSA 2-axis

Determine and correct the relative position of two horizontally mounted machines that are connected, so that the rotational centers of the shafts are collinear.



SoftCheck™

Check if there is a soft foot condition to verify if the motor is not resting firmly on all its feet.



Vertical Shaft Alignment

Determine and correct the relative position of two vertically/flange mounted machines that are connected, so that the rotational centers of the shafts are collinear.



Target Values

Once you have determined the machine's thermal expansion, this program will allow you to pre-set target values prior to starting your alignment work.



Flatness

Using the Acoem T21 when paired with the M9 sensor, the deviation in distance between the laser plane and the measurement object can be measured in one or more positions.



Spacer Shaft Alignment

For machines driven by spacer shafts (or membrane couplings), this specialized program will guide the user through the alignment process.

Interface Features

The AT-400 interface is designed to make the user experience hassle-free as well as maximize user productivity, facilitate intuitive reporting, and ensure a consistent user experience across all measurements.



GuideU™



VertiZontal™



FeetLock™



VertiZontal™



True Live™



Multiple Feet



Camera Access



PDF Report